






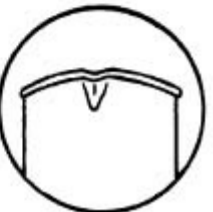


Guidelines for Evaluating Canned Food Containers

Discard Cans With:

Severe dents on side seam	1			5	Leaks
Sharp dents parallel to rim	2			6	Bulges or puffed ends
Sharp dents in the sides that prevent stacking	3			7	Ends that give or flip and bulge on the other end when pushed
Buckled or pinched tops and bottoms	4			8	Severe dents on the rim, seams or bent rims

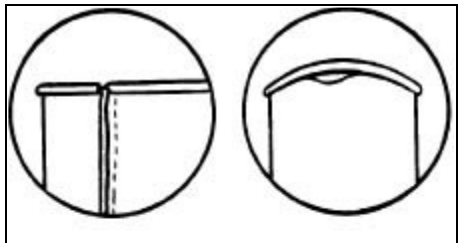
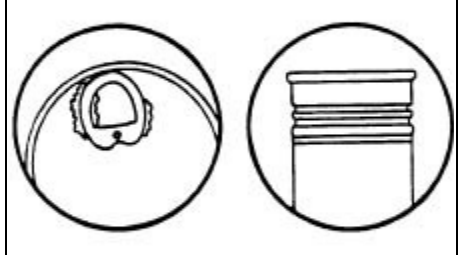
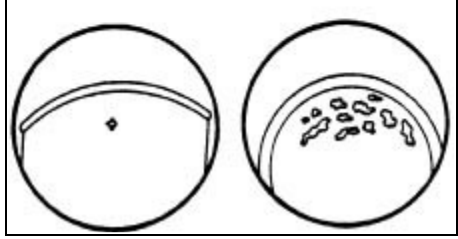
IF IN DOUBT, THROW IT OUT!

Adapted from materials developed by *Second Harvest* National Food Bank Network

Alberta Food Banks recommends that you always check with your local health services office.

Guidelines for Evaluating Canned Food Containers

Discard Cans With:

Side seam incomplete, "blown out" or miswelded	1		4	Cuts or malformed rims and loose tops
Dirt under pull tab	2		5	No label
Pits or pinholes	3		6	Rust that won't rub off

IF IN DOUBT, THROW IT OUT!

Adapted from materials developed by *Second Harvest* National Food Bank Network

Alberta Food Banks recommends that you always check with your local health services office.